

LPW-540MCV-144MH

MBB Half-Cell PERC Module

Key Features



Higher conversion efficiency - more power production per unit area



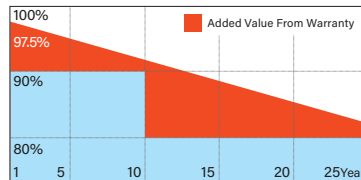
Lower temperature coefficient



Positive power tolerance : 0~+5W



Less shading effect



12-year product warranty
25-year linear power output warranty

Comprehensive Certificates

- IEC 61215, IEC 61730
- ISO 9001: 2015 Quality management systems
- ISO 14001: 2015 Environmental management systems



The Ideal Solution for



Rooftop systems on residential buildings



Ground-mounting systems



Rooftop systems on commercial/industrial buildings

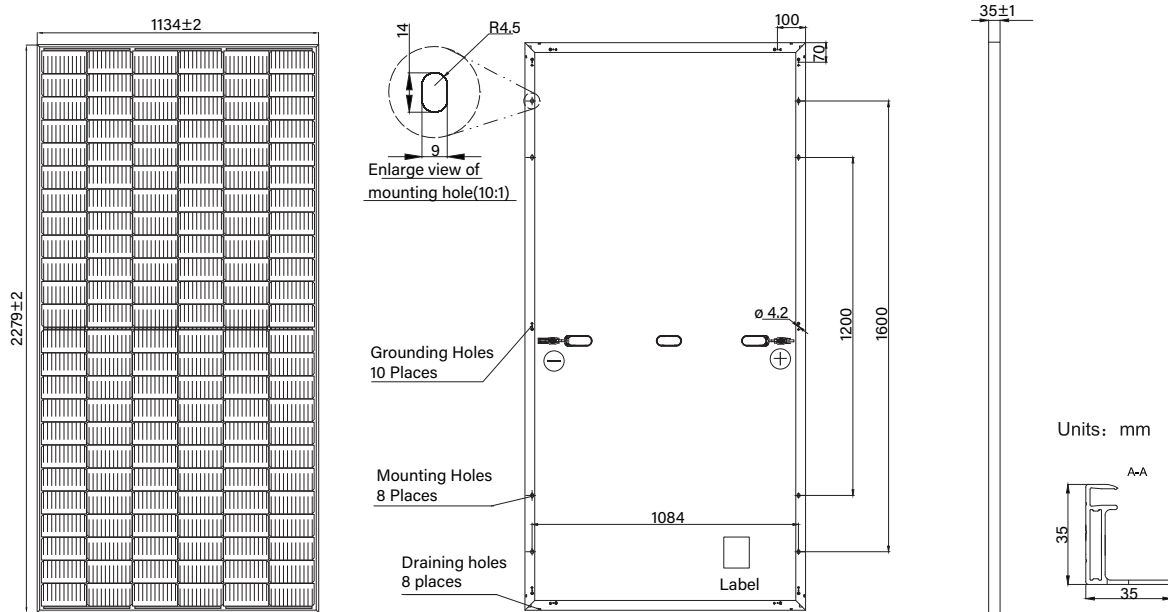
About Loop

Loop is a venture company founded in the wake of the Great East Japan Earthquake which occurred in March 2011. As a volunteer effort, the Company installed stand-alone solar power systems in areas affected by the disaster. Since its foundation, Loop has sold solar power systems. It also has been engaged in the installation and operation of company-owned power plants, as well as providing remote monitoring systems and O&M services, achieving increased sales growth annually.

Loop has sold more than 1,900 solar power systems* nationwide. The simplicity of our packaged solar power plant kit, which includes all the necessary components, has been favored by many, and many more power plants are installing the Loop system across Japan. Our ever-increasing sales performance is proof of the trust that our clients place in us. *As of the end of May 2017

Embracing new challenges, in recent years Loop has begun a retail electricity business with the desire of bringing renewable energy close to our clients. From "Consumption" to "Circulation." As a comprehensive energy company, Loop strives for the realization of a society enriched by renewable energy.





Units: mm

Mechanical Parameters

Model Number	LPW-540MCV-144MH
Dimensions (LxWxH) (mm)	2279±2 × 1134±2 × 35±1
Weight (kg)	28.6±3%
Cell Arrangement	144 (6×24)
Cell	Mono
Junction Box	IP68, 3 diodes
Cable Cross Section Size (mm ²)	4
Connector	QC 4.10-35
Cable Length (Including Connector)	Portrait:300mm(+)/400mm(-); Landscape:1300mm(+)/1300mm(-)
Packaging Configuration	31 Per Pallet 620pcs/40ft. Container

Electrical Parameters

Rated Maximum Power at STC (W)	540
Open Circuit Voltage (Voc/V)	49.60
Maximum Power Voltage (Vmp/V)	41.64
Short Circuit Current (Isc/A)	13.86
Maximum Power Current (Imp/A)	12.97
Module Efficiency (%)	20.9
Power Tolerance (W)	0~+5
Temperature Coefficient of Isc (α Isc)	+0.045%/°C
Temperature Coefficient of Voc (β Voc)	-0.275%/°C
Temperature Coefficient of Pmax (γ Pmp)	-0.350%/°C
STC	Irradiance 1000W/m ² , cell temperature 25°C, AM 1.5G

Working Conditions

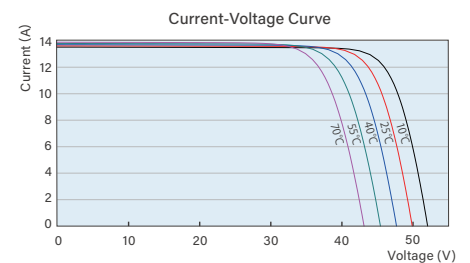
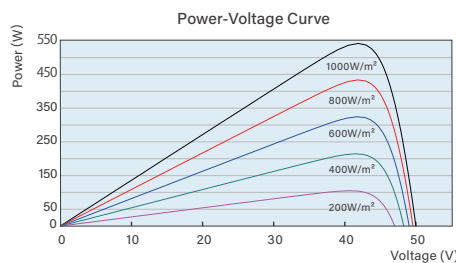
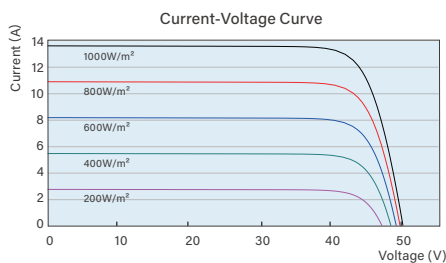
Maximum System Voltage	1500V DC (IEC)
Operating Temperature	-40°C ~ +85°C
Maximum Static Load, Front	5400Pa (112 lb/ft ²)
Maximum Static Load, Back	2400Pa (50 lb/ft ²)
Maximum Series Fuse	25A
Nominal Operating Cell Temperature	45±2°C
Application Classification	Class II

NOCT

Max Power (Pmax) [W]	408
Open Circuit Voltage (Voc) [V]	46.43
Max Power Voltage (Vmp) [V]	38.99
Short Circuit Current (ISC) [A]	11.09
Max Power Current (Imp) [A]	10.47
Condition	Irradiance 800W/m ² , ambient temperature 20°C, wind speed 1m/s, AM 1.5G

The information contained herein is subject to change without notice.
The electrical parameter on the module label may have some difference with module datasheet according to certificate guidelines.

I-V Curves (LPW-540MCV-144MH)



Loop Inc

Ueno Frontier Tower 15th Floor, 22th Floor,
Ueno 3-chome 24-6, Taito-ku, Tokyo 110-0005 Japan
Tel: +81-3-5846-2318 Fax: +81-3-6369-3404
E-mail: info@loop.co.jp
<http://loop.co.jp>

Please contact below

